

BURY GmbH & Co. KG  
Robert-Koch-Straße 1-7  
D-32584 Löhne

Hotline Tel.: +49 (0)1805 - 84 24 68\*  
Hotline Fax: +49 (0)1805 - 84 23 29\*  
E-mail: hotline@bury.com

*\*0,14 €/min. from the Deutsche Telecom AG fixed line network.  
The costs of international telephone calls which are made from  
abroad can vary.*

www.bury.com

**German**  
Engineering

Your contact person:

*All telephone names shown are trademarks of manufacturers.  
Due to printing methods, product colours may vary slightly  
from those illustrated. The manufacturer reserves the right to  
change the product specifications shown without prior notice.  
Subject to change. Errors and omissions excepted.*

## Installation possibilities:



On the windscreen, thanks  
to the Window Mount



On the console, thanks  
to the Dash Mount Adapter\*



\*Accessory

## Smart solution for smartphones








**BURY Cradle universal**

Passive cradle for a wide range of smartphones

## BURY Cradle universal

Passive cradle for a wide range of smartphones

### Advantages:

-  **Safe storage** – no falling down, no scratches, no looking for your smartphone
-  **Mobile** – can be used in a different vehicle in a matter of seconds
-  **The cradle can be turned and tilted** – for the optimum display and operation of the apps
-  **Varied adjustment** options for a wide range of smartphone models
-  **Clever design** – the connections remain accessible on many smartphones



Illustrations: BURY Cradle universal with Samsung Galaxy SII and iPhone 4S



### In detail:

- **Suitable for Smartphones and mobile phones** with a width of 44-70 mm, a height of 98-127 mm and a depth of 9-20 mm
- **Suction cup attachment** for rapid and straightforward installation on the front windscreen
- **Optional installation possibilities** thanks to the Dash Mount Adapter\* e. g. on a console

\*Accessory

### Scope of delivery:



1. Universal cradle
2. Alignment inserts
3. Window Mount (Suction cup attachment)
4. Instructions manual

# Smart solution for smartphones